

Danville Conservation Club



Danville Conservation Club

Range Safety Orientation Class



GENERAL

- Range hours are Monday through Saturday – 8:00AM until ½ hour before sunset.
- Sundays – 12:00 Noon until 4:00 PM.
- DCC scheduled range events take priority over recreational shooting.
- Check the DCC calendar.



GENERAL

- You must sign in and display your range card at all times while on the range.
- No alcohol or illegal drugs are allowed on the premises.
- Do not use the range if you are taking over-the-counter drugs or prescription medication that might impair mental judgement, slow reaction time or coordination.



GENERAL

- Wear eye and ear protection when the range is HOT.
- Shooters under the age of 16 must be directly supervised by an adult when on the firing line.
- Anyone can call a cease fire.
- When there is more than one group of shooters on the range, one person should be designated a range safety officer.



TARGETS

- Use only paper or self-healing targets. **No** bottles, steel targets, cans, or targets of opportunity are allowed. **No** exploding targets! All targets must fit within the outline of the berm. No paper targets above the berm!



FIREARMS & DISCIPLINE

- All rifles, pistols, shotguns and muzzle loaders are allowed except:
 - **NO** full-auto machine guns, even with single set or semi-auto selectors.
 - **NO** .50 BMG or similar firearms.
 - **NO** firearm fitted with a Bump-Fire, Slide-Fire or any device that replicates full auto fire.



FIREARMS & DISCIPLINE

- When approaching the range, be aware of its condition. **HOT** or **COLD** and act appropriately.
- Do not bring uncased firearms to the range unless the line is **HOT**.
- **COLD** range is when the strobe lights are on.



FIREARMS & DISCIPLINE

- When bringing firearms to the range area, they need to be cased or with the action open and the muzzle pointed up.
- Be sure your firearm is in good working order and safe to operate.



FIREARMS & DISCIPLINE

- Use only the correct ammunition for your firearm.
- **NO** tracer, armor piercing, incendiary, or similar ammunition is allowed on the DCC range.



FIREARMS & DISCIPLINE

- When not in use, firearms on the bench or in the gun rack should have actions open and magazines removed. Open bolt indicators are recommended.
- Muzzle discipline is required at all times!



FIREARMS & DISCIPLINE

- **Always** keep firearms pointed in a safe direction!
- On the range, this means **UP** or **Downrange!**
- All loaded firearms are to be pointed downrange only.



FIREARMS & DISCIPLINE

- Do not allow yourself to become distracted while handling a loaded firearm.
- **This is a slow fire range.** You must pause for at least 3 seconds between shots.



FIREARMS & DISCIPLINE

- **ALWAYS** keep your finger off the trigger and out of the trigger guard until on target and ready to fire.



COLD RANGE RULES

- Flashing lights will be turned on to designate a cold range condition.
- All firearms at the benches shall be unloaded, actions open and magazines removed.



COLD RANGE RULES

- There shall be no handling of firearms in the racks or on the benches.
- No uncased firearm shall be brought to or removed from the range area.



COLD RANGE RULES

- You and all shooters within the range area are responsible in making sure the range is cold.
- **Observe and communicate!**
- Once the range is safe, shooters may go downrange to remove or reset targets.



COLD RANGE RULES

- The range shall remain cold until all shooters are behind the firing line.
- Do not touch a firearm until the range goes hot!
- **Observe and communicate!**



HOT RANGE RULES

- Flashing lights shall be turned off indicating a hot range condition.
- Ear and eye protection is required for anyone in the range area.
- No person shall move past the firing line.



HOT RANGE RULES

- Firearms may be loaded in a safe manner with muzzle pointed downrange.
- Shooters may commence firing.
- Uncased firearms may be removed from or brought to the range area.



KNOW WHERE YOU'RE SHOOTING!

- If you don't know where your rounds are going, ask someone to spot for you.
- Shoot from the bench until you can reliably place your rounds in the target trap or berm.



KNOW WHERE YOU'RE SHOOTING!

- Scoped firearms should be bore sighted before shooting a round.
- If you are inexperienced with shooting, ask a Range Safety Officer or experienced shooter for assistance.



MEMBER/GUEST REQUIREMENTS

- The member shall review the Range Rules with the Guest before using the range.
- Both the Member and Guest must sign a Member/Guest Acknowledgment card.



MEMBER/GUEST REQUIREMENTS

- The acknowledgement card must be put in the envelope with the guest fee and placed in the trap house door slot before any firearms are brought to the range area.



MEMBER/GUEST REQUIREMENTS

- Not signing in and paying the guest fee is considered a violation of the Range Rules.
- Member shall be present at the range with guests at all times.



MEMBER/GUEST REQUIREMENTS

- Under crowded range conditions, only one guest per member is allowed on the firing line.
- If your guest does not respect the rules, you will be asked to leave the range by a Range Safety Officer.



MEMBER/GUEST REQUIREMENTS

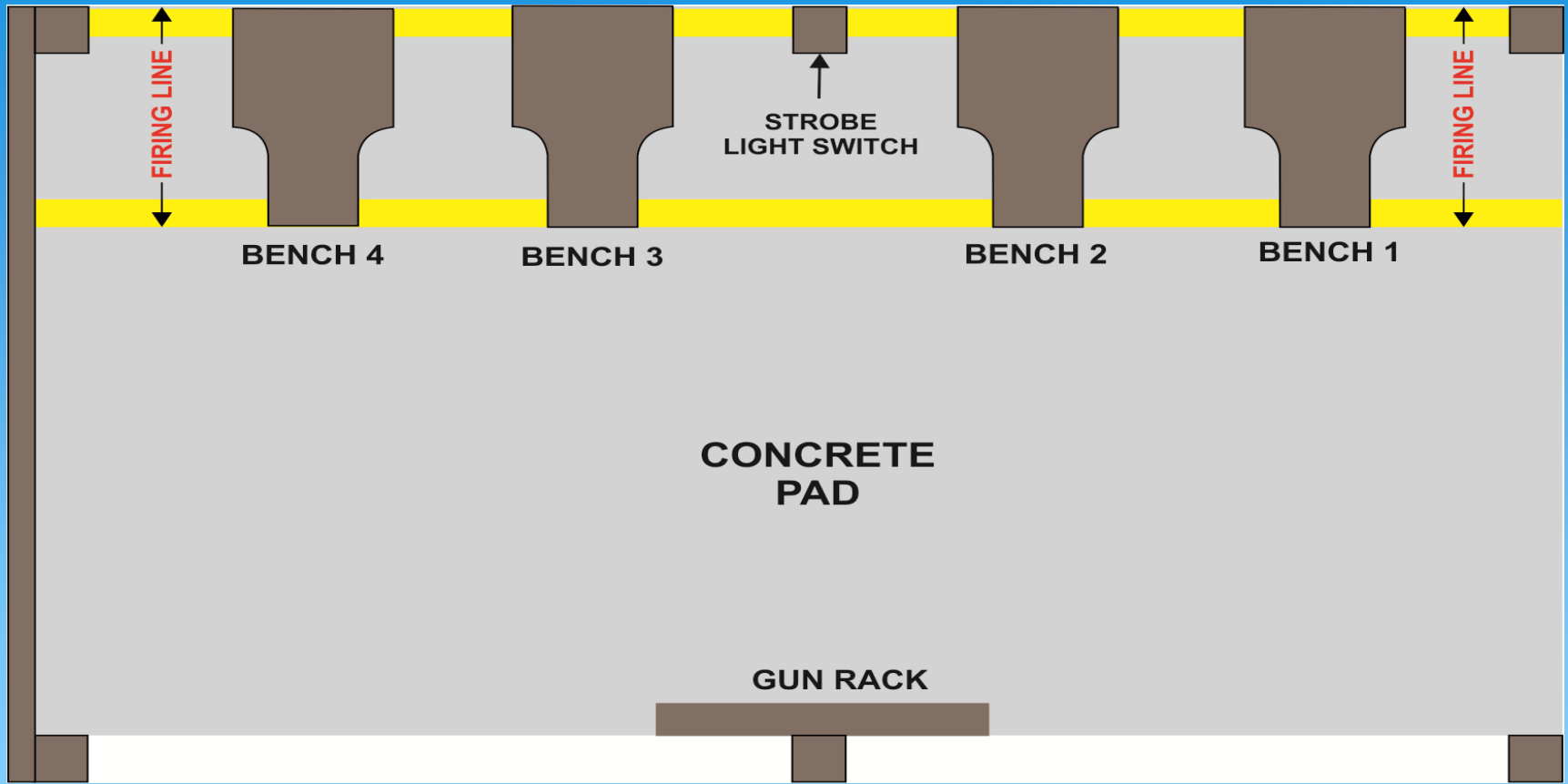
- Violation of any Range Rule by a guest shall be viewed as if the Member had violated the rule.
- Member may be subject to a hearing with the DCC Board of Review who will determine further membership status .



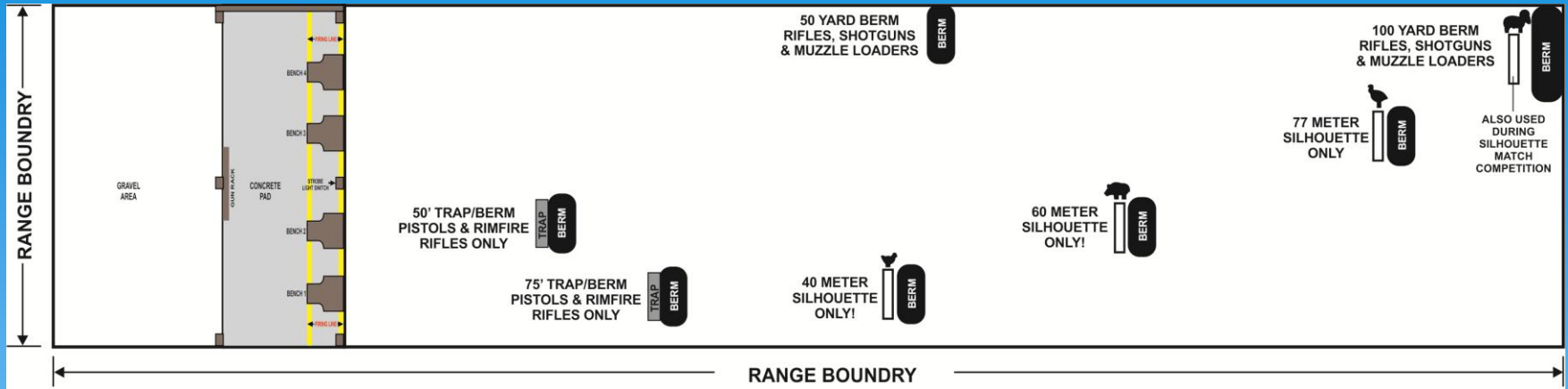
Range Layout



SHOOTING AREA



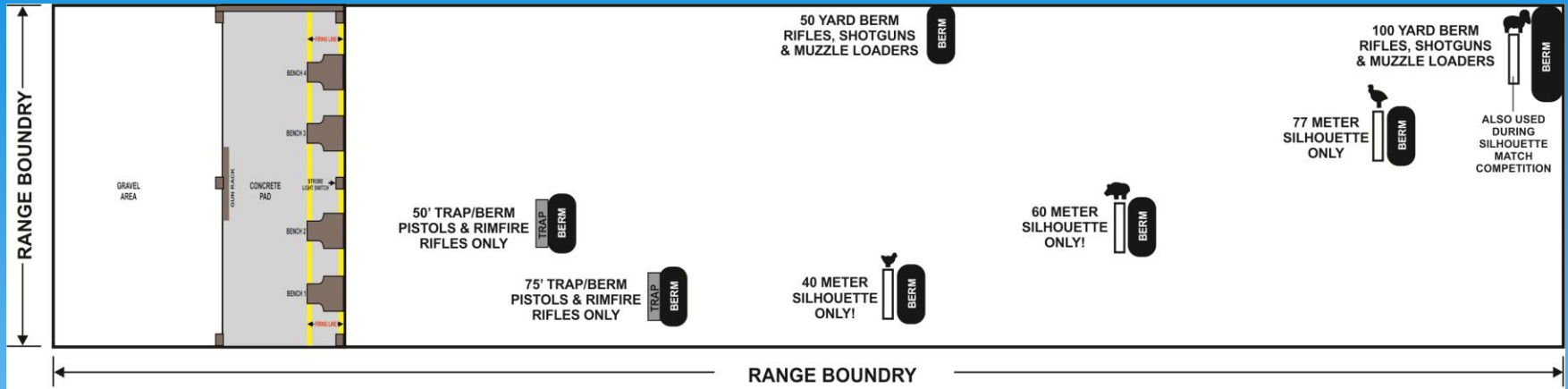
RANGE LAYOUT



- 50 & 75 feet trap/berms – Pistol calibers and rimfire rifles only!
- 50 & 100 yard berms – Rifles, shotguns, muzzle loaders.



RANGE LAYOUT



- Close range pistol – Turn on strobe lights and use 100 yard berm.
- 40, 60 & 77 meter berms – Rimfire only for silhouette match competition and practice.



Range Etiquette



- **Guns can only be brought to the range area when the line is hot.**
- **Case and uncase guns at the firing line with the muzzle pointed downrange.**
- **If you bring an uncased gun to the range area, keep muzzle up and finger off the trigger.**



- **Remove the magazine. Approach the line with action open and visible to others.**
- **Never handle guns when the line is cold or during a cease fire.**
- **No loaded guns behind the firing line.**



- **Keep muzzle pointed up or downrange at all times.**
- **Load and unload at the firing line with finger off the trigger and muzzle pointed downrange.**
- **A pistol in a holster is safe.**
- **Outside the Waist Band hip holsters only.**



- Refrain from shooting when a vehicle is on the driveway.
- Before setting up or taking down, wait until everyone has returned from downrange and the range is hot. (Strobe lights off)



- **If there is a Range Safety Officer on duty, or during a match, his or her commands take precedent.**
- **The RSO will explain all procedures and commands before a match.**



- **Address all concerns to the RSO.**
- **The RSO's decision is final.**



Range Commands



- **“CEASE FIRE!”**
- Anyone seeing an unsafe or emergency situation must immediately call “Cease Fire!”
- Take your finger off the trigger and bench the gun with muzzle pointed downrange and step behind the firing line.



- Wait for further instructions. Do not handle any gun during a cease fire.
- **“READY ON THE LINE?” or “READY?”**
- If you are not ready say, “Not Ready” and raise your hand.



- **“THE LINE IS HOT”**
- Strobe lights are turned off.
- Shooter may load, insert a magazine and commence firing.
- Guns may be cased or uncased.
- No one can go beyond the firing line for any reason while the line is hot.



- **“CLEAR”**
- After each shooter verifies the line is safe, he or she repeats the call “Clear!” Make eye contact. If you are not ready, call “Not clear, wait!”
- Open action, remove magazine and verify chamber is empty.



- Lay all guns on the bench with muzzle pointed downrange.
- Open bolt indicators are required during DCC match competition.
- **“THE LINE IS COLD”**
- Strobe lights will be turned on.
- You may proceed downrange.



- **NEVER HANDLE ANY GUN FOR ANY REASON WHEN THE LINE IS COLD!**
- **Be cordial at all times.**
- **Discuss matters politely.**
- **If someone points something out to you, thank them for their concern.**



- **Members take full responsibility for the actions of their guests.**
- **If someone continues to violate the range rules, contact a Range Safety Officer immediately or report the incident to a DCC officer or board member.**



Emergency Procedures



- In the event of an emergency, call “Cease Fire!” and make the line safe immediately.
- Assess the emergency situation.
- Be calm and call 911.
- The club address is on the Emergency sign located under the first aid kit.



- **If others are present, send someone to open the gate and meet emergency responders.**
- **When the emergency is over, make notes about the incident.**
- **Have each witness do the same.**
- **Don't share information.**



- **Write only what you saw or heard and did in response.**
- **If you didn't see it, hear it or respond to it, don't write it.**
- **Collect all notes and notify a DCC officer or board member immediately.**



Fishing



- **Fishing on the DCC lake property is for member/families only.**
- **No guests are allowed to fish.**
- **Daily fishing limits and rules have been posted around the lake.**
- **The use of Gold Fish, Sucker or Carp Minnows is strictly forbidden.**



- **10 Crappie daily per member/family.**
- **20 Bluegill daily per member/family.**
- **All Bass are catch and release.**
- **You must have your DCC membership card with you at all times.**



- **All applicable state laws apply.**
- **Boats left on the property must have owners name and contact information.**
- **Trolling motors only.**
- **Everyone on a boat must have a life jacket. Bring your own.**
- **Club boats are available.**

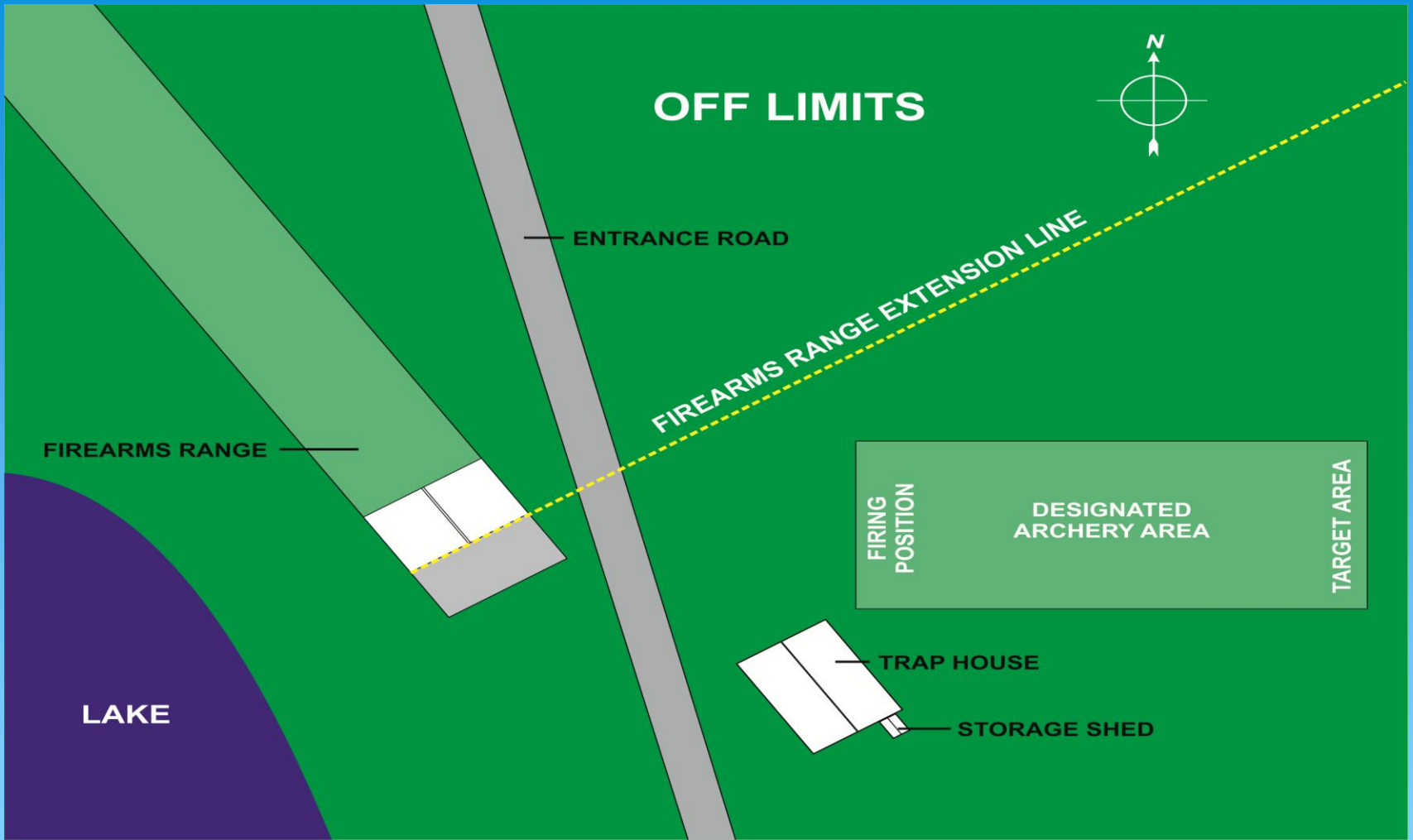


Archery



- The archery field is located on the trap house side of the property.
- Set up in a safe direction.
- Target arrows or bolts only.
- You may bring your own targets or use targets that are stored in the shed behind the trap house.





- **Members shall be provided the lock combination.**
- **Return club targets to the storage shed and lock the door before leaving.**



Using your electronic gate card



- If the gate is locked, pull up to the gate access scanner located on driver's side entrance.
- Steadily hold your access card near the scanner. (Don't wave it around)
- Keep you vehicle stopped at the scanner as the gate opens.



- **Do not attempt to drive through the gate until it is completely open or motion sensors will disrupt the operation.**
- **Once the gate has come to the full open position, drive through slowly.**



- The gate will automatically close after you have entered.
- When exiting, pull up to the post marker located on the passenger side of the vehicle and come to a stop.
- Allow the gate to open fully before exiting.



- **Drive through slowly.**
- **The gate will automatically close after you have exited.**



DCC

Activities



- All members are encouraged to attend the DCC monthly meetings held on the 2nd Wednesday of each month starting at 6:30 PM.
- The clubhouse is available for rent by members for social events. Go to the club website for more information.



- Visit the club website for scheduled competition events. We welcome participants and spectators.

www.danvilleconservationclub.org
dcc.boardhost.com
info@dccsafety.com



The Danville Conservation Club is affiliated with the CMP (Civilian Marksmanship Program).

The federal law that established the new CMP authorizes the Corporation to sell surplus .30 and .22 caliber military rifles, parts and ammunition to qualified U.S.



citizens "for marksmanship".
Accordingly, the CMP sells
government-surplus M1 Garands, .22
caliber target rifles and small
quantities of other rifles to qualified
purchasers as well as a wide
selection of ammunition.



Net revenue from CMP sales is used to fund operations and programs and to supplement a permanent endowment.

As a member of the DCC, you qualify to make purchases from CMP.



**More information is located on the
DCC clubhouse bulletin board.**

**“Thank you
and welcome
to the DCC”**

